

## QlikView 11 Feature Sheet Annotations

### What is included?

A new collaboration object that allows users of a document to engage one another in discussions about QlikView documents or the content of QlikView documents. Users can raise notes about findings within a document, at an object level, and let others add their own commentary to the note. Users can create “snapshots” of their selections to allow other users to get back to the same place in the analysis when reviewing a note. Users can create notes and comments and participate in threaded discussions about QlikView objects. QlikView captures the state of the object (e.g., current selections) as well as who made each comment and when.

### What Does This Feature Bring to QlikView?

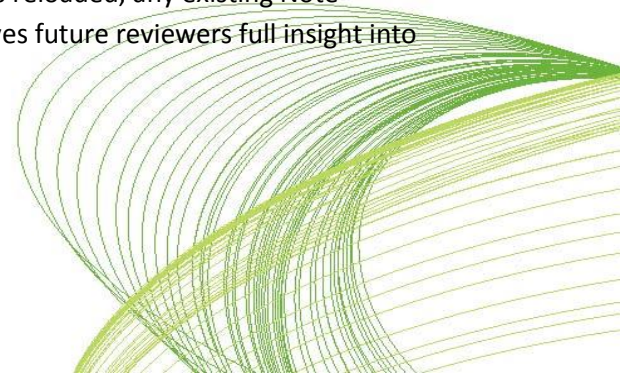
When making decisions, teams of QlikView users can come to the right decision more quickly by sharing insights through notes and snapshots, directly in the context of QlikView objects or documents, and permitting others to comment on them. This new feature works with server based documents.

Users now have the ability to engage others in conversations relating to what is being found in the data. More than simple help text or pointers, annotations allow users to engage in active discussions about the content of a particular entity and its meaning.

### How does it work?

Within a server based document, a user of the Ajax client, the Internet Explorer Plugin, or QlikView Desktop (via Open in Server), can use a new menu option to add a new note against any object. A note represents a topic that a users wishes to highlight or discuss with others. Each object in a document can have an unlimited number of notes. Each note can include:

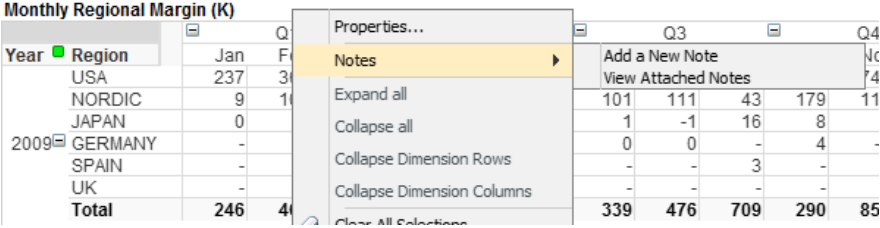
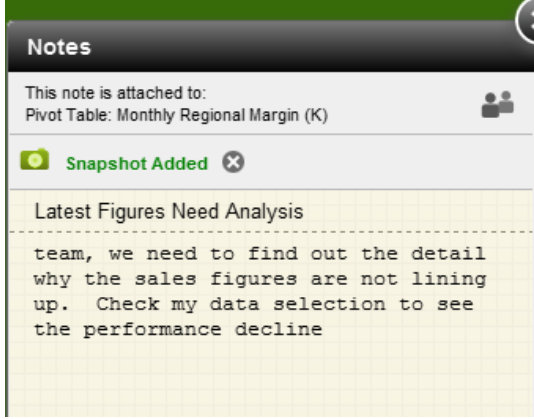
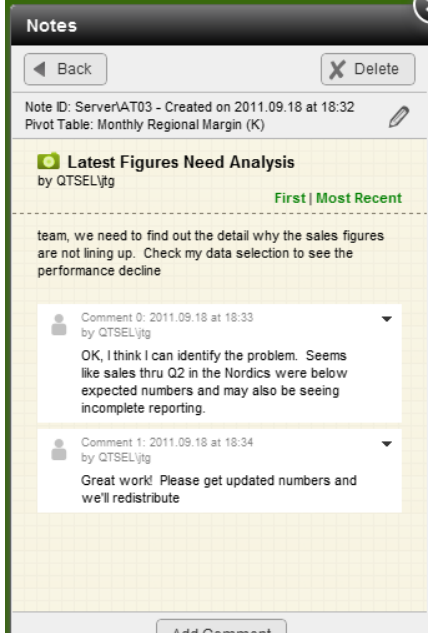
1. Comments – additional commentary added by any user authorized to see this note. Each comment is stamped with user ID and date/time to provide a threaded discussion underneath the Note.
2. Snapshots – a snapshot (created in the Notes dialog), preserves the current selection state and embeds in the thread of the current note. Any other user can select the snapshot to retrieve the exact selection state present at the time of the Note or Comment creation
3. Reload Notifications – Whenever the underlying document is reloaded, any existing Note threads are updated with a reload date/time stamp. This gives future reviewers full insight into the context of each comment and snapshot.




# QlikView

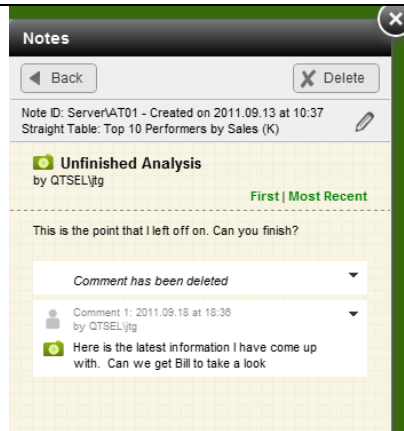
## How do I configure it?

The QlikView Server has a simple “Allow/Disallow” flag to enable annotations to be created. Once enabled, a user can start a note about any object within a document if that user has collaboration rights within that document.

<p>Then to use the notes facility inside a document, first elect the object you want to add a new note against</p>	 <table border="1"><caption>Monthly Regional Margin (K)</caption><thead><tr><th>Year</th><th>Region</th><th>Jan</th><th>Feb</th><th>Q3</th><th>Q4</th></tr></thead><tbody><tr><td rowspan="6">2009</td><td>USA</td><td>237</td><td>30</td><td></td><td></td></tr><tr><td>NORDIC</td><td>9</td><td>10</td><td></td><td></td></tr><tr><td>JAPAN</td><td>0</td><td></td><td></td><td></td></tr><tr><td>GERMANY</td><td>-</td><td></td><td></td><td></td></tr><tr><td>SPAIN</td><td>-</td><td></td><td></td><td></td></tr><tr><td>UK</td><td>-</td><td></td><td></td><td></td></tr><tr><td colspan="2"><b>Total</b></td><td><b>246</b></td><td><b>40</b></td><td><b>339</b></td><td><b>476</b></td></tr></tbody></table>	Year	Region	Jan	Feb	Q3	Q4	2009	USA	237	30			NORDIC	9	10			JAPAN	0				GERMANY	-				SPAIN	-				UK	-				<b>Total</b>		<b>246</b>	<b>40</b>	<b>339</b>	<b>476</b>
Year	Region	Jan	Feb	Q3	Q4																																							
2009	USA	237	30																																									
	NORDIC	9	10																																									
	JAPAN	0																																										
	GERMANY	-																																										
	SPAIN	-																																										
	UK	-																																										
<b>Total</b>		<b>246</b>	<b>40</b>	<b>339</b>	<b>476</b>																																							
<p>Add your title and initial content</p>	 <p><b>Notes</b></p> <p>This note is attached to: Pivot Table: Monthly Regional Margin (K)</p> <p><b>Snapshot Added</b></p> <p><b>Latest Figures Need Analysis</b></p> <p>team, we need to find out the detail why the sales figures are not lining up. Check my data selection to see the performance decline</p>																																											
<p>Let others comment</p>	 <p><b>Notes</b></p> <p>Back Delete</p> <p>Note ID: Server\AT03 - Created on 2011.09.18 at 18:32 Pivot Table: Monthly Regional Margin (K)</p> <p><b>Latest Figures Need Analysis</b> by QTSEL\jtg</p> <p>First   Most Recent</p> <p>team, we need to find out the detail why the sales figures are not lining up. Check my data selection to see the performance decline</p> <p>Comment 0: 2011.09.18 at 18:33 by QTSEL\jtg OK, I think I can identify the problem. Seems like sales thru Q2 in the Nordics were below expected numbers and may also be seeing incomplete reporting.</p> <p>Comment 1: 2011.09.18 at 18:34 by QTSEL\jtg Great work! Please get updated numbers and we'll redistribute</p> <p>Add Comment</p>																																											




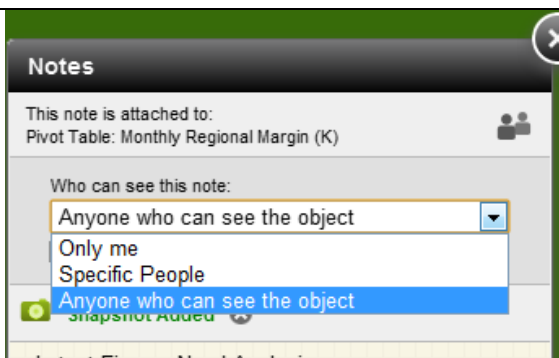
Maybe add their own selections and create a snapshot for others to review



And review/edit through other server clients, such as Open In Server



Control who can see a particular note. This control is NOT tied into section access. So be aware of usage & how to assign when your data view may not apply to ALL users



# QlikView

## Business Cases

Annotations will prove useful where users are interacting with one server based document. Remember all server based access including mobile clients that are browser based will be able to create and interact with Annotations.

1. User A finds a particular anomaly and leaves a note against sheet object 1. Details findings and leaves a snapshot. Shares note with colleagues who in turn leave commentary on the findings of User A. Group resolves anomaly
2. User A has to leave before completing analysis. Leaves a personal note as a means of a reminder upon their return.

## Upgrade Considerations

This is a new feature that is being introduced with QlikView 11.

Annotations are supported in Small Business Edition.

